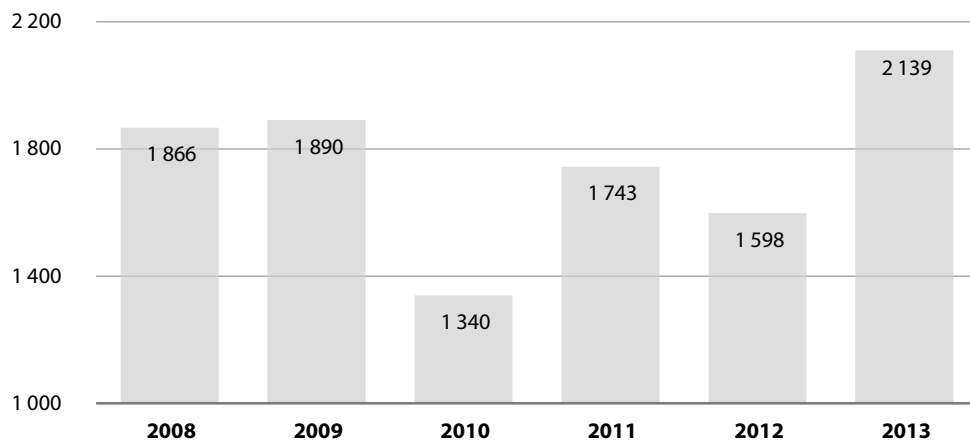
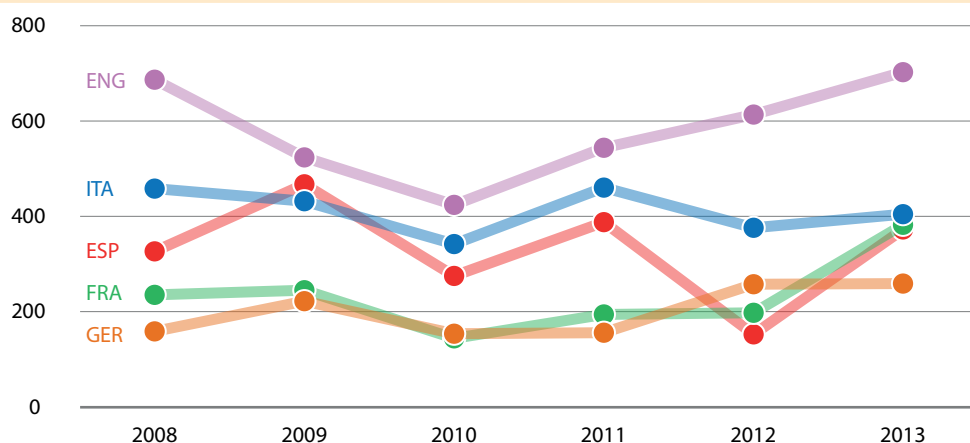


# Big-5 Weekly Post

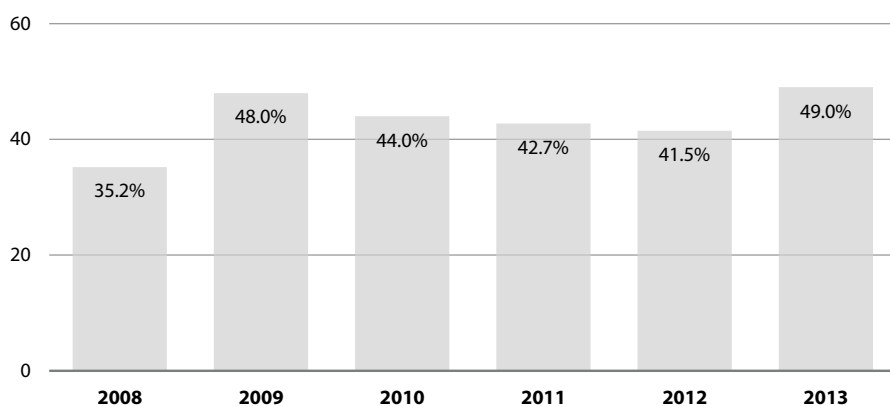
## Transfer expenditure of big-5 league clubs\* (million euro, summer transfer window)



## Evolution, per league (million euro, summer transfer window)



## Transfer expenditure of the 10 most active clubs (%) (% of total fees paid, summer transfer window)



## Total 2008-2013, per league

1. Premier League	3 511
2. Serie A	2 473
3. Liga	1 982
4. Ligue 1	1 400
5. Bundesliga	1 208

\*Only permanent transfers of first-team players

## (2013)

1. Premier League	719.2
2. Serie A	404.9
3. Ligue 1	382.6
4. Liga	372.9
5. Bundesliga	259.1

## Expenditure of the three most active clubs (2013)

1. Ligue 1	85.8%
2. Liga	70.1%
3. Bundesliga	54.5%
4. Serie A	49.4%
5. Premier League	45.2%