

Jude Bellingham

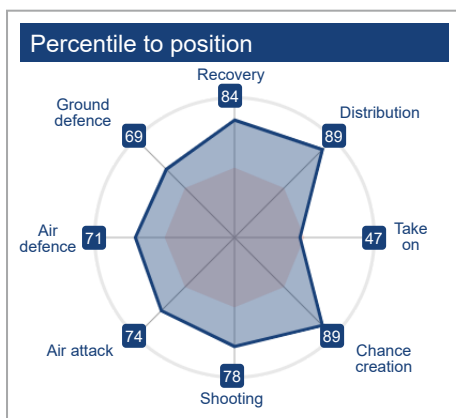
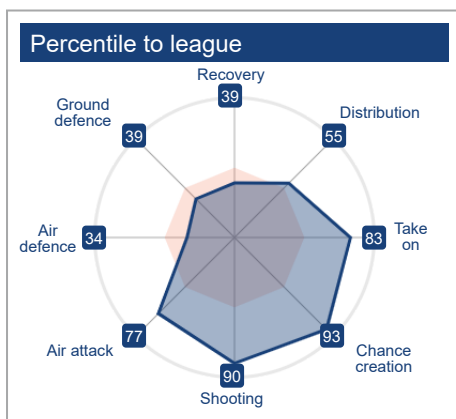
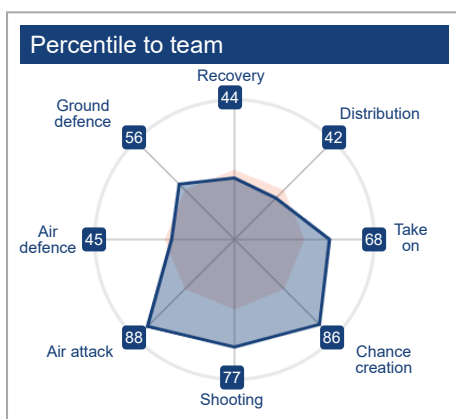
Age	20.9 years
Position	Left Winger
Profile	Allrounder target man



Real Madrid (ESP)	
Contract	06/2029
Transfer value	€280.4M

	To team		To league		To position	
	Ratio	Percentile	Ratio	Percentile	Ratio	Percentile
Air defence	0.49	45	0.33	34	1.19	71
Ground defence	1.09	56	0.91	39	1.13	69
Recovery	0.90	44	0.78	39	1.29	84
Distribution	0.88	42	0.95	55	1.52	89
Take on	1.33	68	1.72	83	0.94	47
Chance creation	1.76	86	2.11	93	1.77	89
Shooting	1.71	77	2.20	90	1.31	78
Air attack	2.20	88	1.19	77	1.27	74

Experience (365 days)	90/100
Relative experience	x2.20
Minutes (league)	2'294
Minutes (365 days)	3'860



Glossary report

Activity in eight game areas compared to teammates, league rivals and same position players in >70 leagues worldwide as a ratio & percentile. [Experience](#) over last 365 days according to club & national team (A & U21) official game minutes weighted by matches' sporting level; relative experience as a ratio compared to same age and position players. Transfer value as per CIES Football Observatory [statistical model](#). All technical performance data powered by [Wyscout](#).

Jude Bellingham

	Value	To team		To league		To position	
		Ratio	Percentile	Ratio	Percentile	Ratio	Percentile
● Aerial duels won per 90'	0.26	0.49 ↓	45 █	0.33 ↓	34 █	0.77 ↓	66 █
● % aerial duels won	40.9%	0.79 ↓	25 █	0.82 ↓	29 █	1.11 ↓	70 █
● Ground duels won per 90'	3.10	1.01 ↓	50 █	0.80 ↓	30 █	0.95 ↓	47 █
● % ground duels won	55.2%	0.91 ↓	28 █	0.91 ↓	27 █	0.97 ↓	37 █
● Loose ball duels won per 90'	1.26	1.33 ↓	78 █	0.98 ↓	52 █	1.14 ↓	73 █
● % loose ball duels won	37.6%	0.90 ↓	38 █	0.93 ↓	41 █	1.11 ↓	69 █
● Dribble past won per 90'	0.59	0.64 ↓	30 █	0.55 ↓	25 █	0.77 ↓	34 █
● % dribble past duels won	38.5%	0.78 ↓	17 █	0.81 ↓	20 █	0.92 ↓	35 █
● Recoveries per 90'	5.77	0.83 ↓	40 █	0.74 ↓	35 █	1.14 ↓	82 █
● Interceptions per 90'	3.65	1.04 ↓	54 █	0.95 ↓	48 █	1.35 ↓	91 █
● Pressing duel per 90'	5.85	1.92 ↓	79 █	1.83 ↓	80 █	1.32 ↓	78 █
● Recoveries opp. half per 90'	3.33	1.36 ↓	79 █	1.31 ↓	78 █	1.29 ↓	88 █
● Counter press. recovery per 90'	3.02	1.00 ↓	53 █	0.81 ↓	37 █	1.05 ↓	69 █
● Accurate passes per 90'	52.9	0.99 ↓	50 █	1.54 ↓	91 █	2.22 ↓	99 █
● % accurate passes	90.7%	1.00 ↓	54 █	1.08 ↓	87 █	1.18 ↓	99 █
● Acc. passes to final third per 90'	5.73	1.09 ↓	61 █	1.64 ↓	87 █	2.44 ↓	99 █
● Passes length	15.87	n/a	n/a	0.86 ↓	20 █	0.92 ↓	17 █
● % forward passes	22.6%	0.78 ↓	31 █	0.71 ↓	22 █	0.85 ↓	29 █
● % lateral passes	52.4%	0.94 ↓	29 █	1.00 ↓	50 █	1.04 ↓	63 █
● % backward passes	25.0%	1.63 ↓	77 █	1.58 ↓	77 █	1.09 ↓	62 █
● Acc. progressive passes per 90'	4.43	0.87 ↓	44 █	1.02 ↓	57 █	1.26 ↓	77 █
● % accurate progr. passes	90.4%	1.12 ↓	84 █	1.26 ↓	98 █	1.23 ↓	98 █
● Accurate through/smart passes per 90'	0.75	1.75 ↓	80 █	2.30 ↓	89 █	1.96 ↓	85 █
● % acc. through /smart passes	39.6%	0.95 ↓	45 █	1.09 ↓	58 █	1.06 ↓	55 █
● Successful dribbles per 90'	3.06	1.96 ↓	83 █	2.49 ↓	91 █	1.46 ↓	74 █
● % successful dribbles	59.1%	1.09 ↓	65 █	1.10 ↓	68 █	1.13 ↓	81 █
● Accelerations per 90'	1.10	1.28 ↓	68 █	2.18 ↓	86 █	1.60 ↓	79 █
● Progressive runs per 90'	2.63	1.14 ↓	65 █	1.76 ↓	85 █	1.33 ↓	67 █
● Accurate key passes per 90'	0.71	1.62 ↓	75 █	2.18 ↓	88 █	1.48 ↓	78 █
● Assists per 90'	0.24	1.76 ↓	76 █	2.89 ↓	89 █	1.83 ↓	81 █
● Expected assists per 90'	0.14	1.11 ↓	63 █	1.73 ↓	80 █	1.06 ↓	53 █
● Second assists per 90'	0.04	0.42 ↓	65 █	0.94 ↓	69 █	0.69 ↓	48 █
● Third assists per 90'	0.08	1.42 ↓	77 █	2.75 ↓	86 █	2.67 ↓	84 █
● Goals per 90'	0.75	4.73 ↓	95 █	5.72 ↓	98 █	3.40 ↓	99 █
● Non-penalty goals per 90'	0.71	4.60 ↓	94 █	5.90 ↓	98 █	3.54 ↓	99 █
● Shots per 90'	2.51	1.71 ↓	77 █	2.20 ↓	90 █	1.36 ↓	80 █
● % shots on target	54.7%	1.40 ↓	85 █	1.47 ↓	91 █	1.46 ↓	95 █
● Conversion rate	28.1%	2.68 ↓	95 █	2.68 ↓	97 █	2.65 ↓	98 █
● Gap in expected goals per 90'	+0.27	n/a	n/a	n/a	n/a	n/a	n/a

- Aerial duels
- Ground duels
- Recoveries/pressing
- Passes
- Take on
- Assistance
- Finishing