

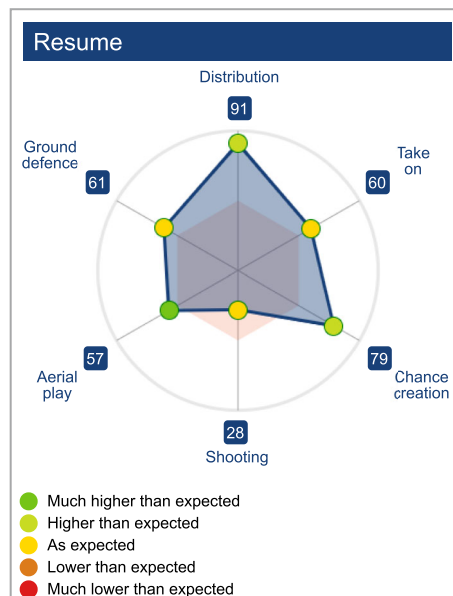
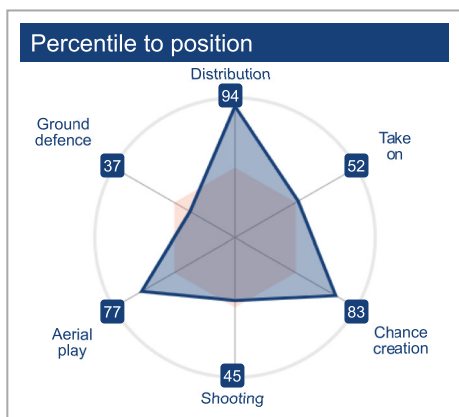
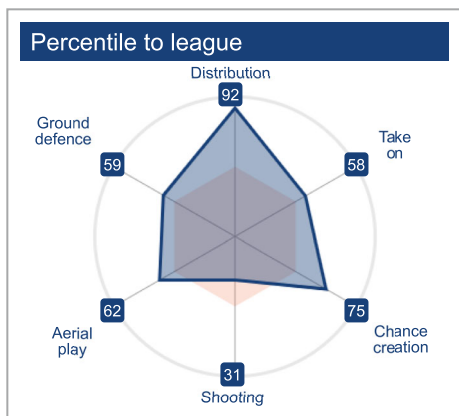
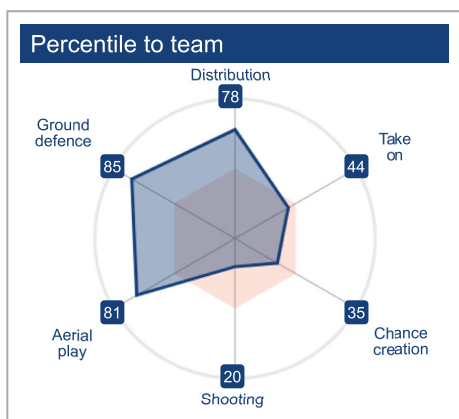
Jules Koundé

Age	26.1 years
Position	Right full back
Profile	Air-to-ground blocker



FC Barcelona (ESP)	
Contract	06/2027
Transfer value	€59.4M
<hr/>	
Experience (365 days)	89/100
Relative experience	x1.61
Minutes (league)	1'341
Minutes (365 days)	5'856

	To team		To league		To position	
	Ratio	Percentile	Ratio	Percentile	Ratio	Percentile
Aerial play	1.52	81	1.05	62	1.24	77
Ground defence	1.27	85	1.04	59	0.94	37
Distribution	1.39	78	1.68	92	1.64	94
Take on	0.72	44	0.96	58	0.95	52
Chance creation	0.64	35	1.26	75	1.54	83
Shooting	0.34	20	0.49	31	0.84	45



Glossary report

Activity in six game areas compared to teammates, league rivals and same position players in >70 leagues worldwide as a ratio & percentile.

[Experience](#) over last 365 days according to club & national team (A & U21) official game minutes weighted by matches' sporting level; relative experience as a ratio compared to same age and position players.

Transfer value as per CIES Football Observatory [statistical model](#).

All technical performance data powered by [Wyscout](#).

Jules Koundé

	Value	To team		To league		To position	
		Ratio	Percentile	Ratio	Percentile	Ratio	Percentile
● Aerial duels won per 90'	0.98	1.73	79	1.32	73	1.00	58
● % aerial duels won	53.7%	1.06	57	1.07	60	1.08	64
● Ground duels won per 90'	4.90	1.64	93	1.31	79	1.04	55
● % ground duels won	67.0%	1.07	69	1.08	73	1.06	71
● Loose ball duels won per 90'	0.87	0.97	51	0.81	37	0.97	53
● % loose ball duels won	37.1%	0.86	34	0.92	40	0.87	28
● Dribble past won per 90'	2.15	3.82	99	2.34	96	1.46	86
● % dribble past duels won	57.1%	1.35	89	1.23	82	1.19	82
● Recoveries per 90'	8.26	1.25	67	1.11	59	0.94	35
● Interceptions per 90'	4.36	1.48	84	1.20	67	0.96	41
● Pressing duel per 90'	0.74	0.46	37	0.44	37	1.07	69
● Recoveries opp. half per 90'	3.02	1.03	57	1.22	72	1.20	77
● Counter press. recovery per 90'	4.03	1.15	65	1.15	67	1.11	69
● Accurate passes per 90'	48.7	1.03	54	1.46	87	1.52	94
● % accurate passes	86.8%	0.99	50	1.04	73	1.10	94
● Acc. passes to final third per 90'	4.77	0.88	48	1.34	76	1.30	81
● Passes length	17.92	n/a	n/a	0.95	43	0.91	12
● % forward passes	32.5%	1.12	72	1.00	58	0.86	18
● % lateral passes	49.0%	0.86	12	0.94	31	1.08	80
● % backward passes	18.4%	1.33	60	1.19	52	1.11	66
● Acc. progressive passes per 90'	7.18	1.19	67	1.59	88	1.15	69
● % accurate progr. passes	75.9%	0.93	21	1.06	65	1.07	77
● Accurate through/smart passes per 90'	0.47	1.05	64	2.24	86	2.64	94
● % acc. through /smart passes	43.8%	1.33	75	1.21	68	1.20	67
● Successful dribbles per 90'	1.01	0.68	46	0.92	58	0.93	56
● % successful dribbles	45.5%	0.79	17	0.84	22	0.79	12
● Accelerations per 90'	0.34	1.33	69	1.23	68	1.04	62
● Progressive runs per 90'	1.01	0.55	31	0.68	40	0.61	22
● Accurate key passes per 90'	0.47	0.88	53	1.66	77	1.47	78
● Assists per 90'	0.20	1.04	66	2.55	86	2.67	91
● Expected assists per 90'	0.14	1.00	60	1.92	83	1.67	84
● Second assists per 90'	0.07	0.69	71	1.61	76	2.00	77
● Third assists per 90'	0.07	0.87	78	2.72	85	2.76	81
● Goals per 90'	0.07	0.21	49	0.53	54	1.46	76
● Non-penalty goals per 90'	0.07	0.23	50	0.59	55	1.53	77
● Shots per 90'	0.54	0.32	20	0.51	33	0.86	53
● % shots on target	n/a	n/a	n/a	n/a	n/a	n/a	n/a
● Conversion rate	n/a	n/a	n/a	n/a	n/a	n/a	n/a
● Gap in expected goals per 90'	+0.04	n/a	n/a	n/a	n/a	n/a	n/a

- Aerial duels
- Ground duels
- Recoveries/pressing
- Passes
- Take on
- Assistance
- Finishing