

# Rodri Hernández

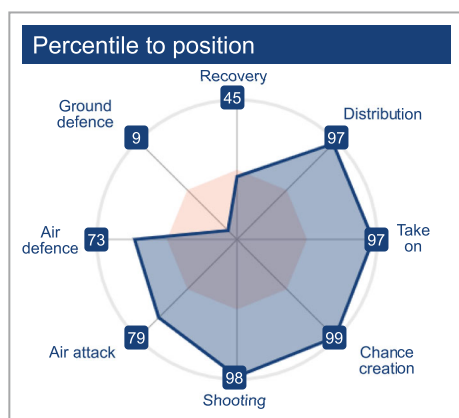
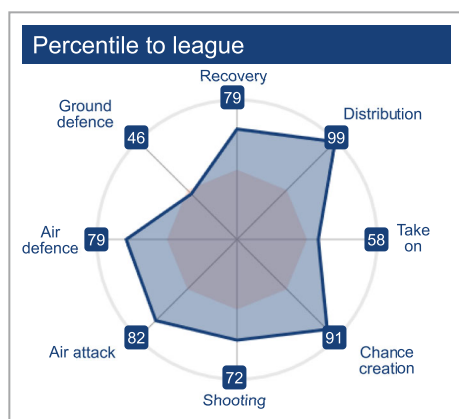
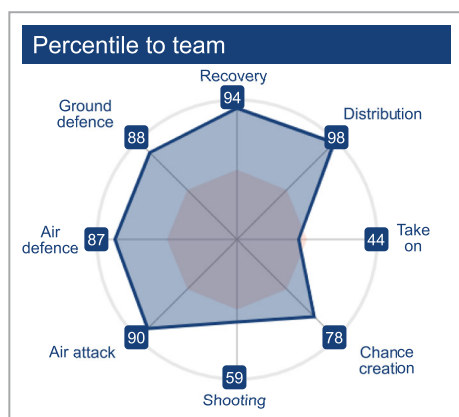
Age	27.9 years
Position	Defensive midfielder
Profile	Air defence playmaker



Manchester City (ENG)	
Contract	06/2027
Transfer value	€118.0M

	To team		To league		To position	
	Ratio	Percentile	Ratio	Percentile	Ratio	Percentile
Air defence	2.42	87	1.62	79	1.54	73
Ground defence	1.42	88	0.98	46	0.78	9
Recovery	1.68	94	1.29	79	1.07	45
Distribution	2.17	98	2.14	99	1.94	97
Take on	0.73	44	1.02	58	2.05	97
Chance creation	1.46	78	1.95	91	3.42	99
Shooting	1.08	59	1.46	72	2.45	98
Air attack	2.55	90	1.44	82	1.30	79

Experience (365 days)	95/100
Relative experience	x1.73
Minutes (league)	2'645
Minutes (365 days)	5'185



## Glossary report

Activity in eight game areas compared to teammates, league rivals and same position players in >70 leagues worldwide as a ratio & percentile. [Experience](#) over last 365 days according to club & national team (A & U21) official game minutes weighted by matches' sporting level; relative experience as a ratio compared to same age and position players. Transfer value as per CIES Football Observatory [statistical model](#). All technical performance data powered by [Wyscout](#).

# Rodri Hernández

	Value	To team		To league		To position	
		Ratio	Percentile	Ratio	Percentile	Ratio	Percentile
● Aerial duels won per 90'	1.24	2.25	85	1.55	78	1.52	80
● % aerial duels won	67.7%	1.35	91	1.35	95	1.38	96
● Ground duels won per 90'	3.71	1.28	75	0.96	46	0.80	18
● % ground duels won	59.2%	0.91	28	0.98	46	0.97	29
● Loose ball duels won per 90'	1.16	1.17	68	0.94	48	0.85	32
● % loose ball duels won	46.6%	1.18	68	1.15	66	1.04	50
● Dribble past won per 90'	1.05	1.42	75	0.98	52	0.81	24
● % dribble past duels won	51.7%	1.06	60	1.15	75	1.10	66
● Recoveries per 90'	11.23	1.67	92	1.42	83	1.09	57
● Interceptions per 90'	4.49	1.59	90	1.11	60	0.94	33
● Pressing duel per 90'	1.19	0.32	26	0.34	26	0.61	27
● Recoveries opp. half per 90'	5.51	1.76	92	1.97	96	1.30	85
● Counter press. recovery per 90'	7.08	2.32	99	1.85	96	1.18	70
● Accurate passes per 90'	99.6	1.81	98	2.74	99	2.46	99
● % accurate passes	93.2%	1.03	66	1.10	93	1.09	96
● Acc. passes to final third per 90'	13.27	2.72	98	3.83	99	2.47	99
● Passes length	17.64	n/a	n/a	0.99	55	0.94	18
● % forward passes	24.9%	1.02	61	0.80	32	0.78	4
● % lateral passes	62.4%	1.11	81	1.20	95	1.17	97
● % backward passes	12.7%	0.66	21	0.76	25	0.86	35
● Acc. progressive passes per 90'	9.36	2.03	96	2.17	98	1.77	96
● % accurate progr. passes	88.1%	1.09	77	1.24	98	1.19	98
● Accurate through/smart passes per 90'	0.78	1.66	79	2.11	87	2.21	92
● % acc. through /smart passes	35.4%	0.98	47	0.95	45	0.97	47
● Successful dribbles per 90'	1.46	0.89	55	1.08	63	1.77	94
● % successful dribbles	65.2%	1.12	70	1.17	79	1.15	72
● Accelerations per 90'	0.34	0.46	39	0.57	44	1.20	77
● Progressive runs per 90'	2.79	0.97	57	1.63	82	2.92	99
● Accurate key passes per 90'	0.61	1.10	60	1.63	77	3.04	99
● Assists per 90'	0.24	1.67	75	2.46	86	4.06	97
● Expected assists per 90'	0.11	0.76	51	1.06	63	1.75	90
● Second assists per 90'	0.10	1.36	74	2.18	82	2.42	87
● Third assists per 90'	0.03	0.68	75	1.15	77	1.19	64
● Goals per 90'	0.24	0.91	63	1.50	75	3.36	97
● Non-penalty goals per 90'	0.24	1.00	65	1.64	76	3.74	98
● Shots per 90'	1.94	1.10	60	1.51	74	2.05	97
● % shots on target	35.1%	0.85	34	0.94	43	1.23	76
● Conversion rate	12.3%	0.90	48	1.09	60	1.85	85
● Gap in expected goals per 90'	+0.06	n/a	n/a	n/a	n/a	n/a	n/a

- Aerial duels
- Ground duels
- Recoveries/pressing
- Passes
- Take on
- Assistance
- Finishing