


# Granit Xhaka

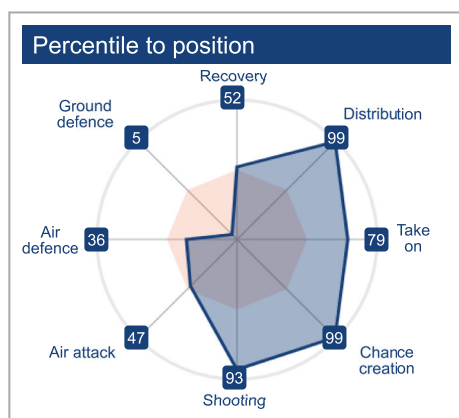
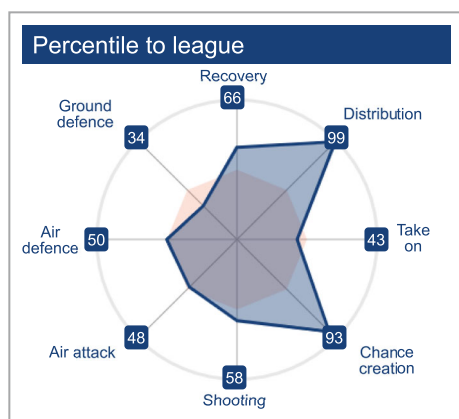
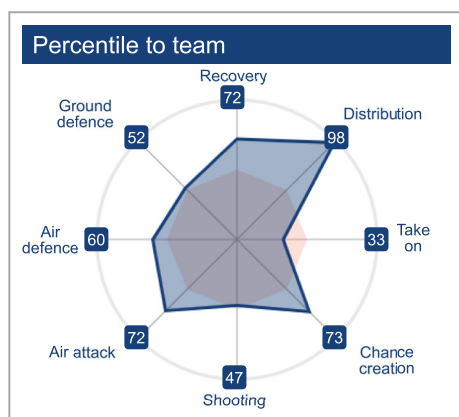
Age	31.6 years
Position	Centre midfielder
Profile	Ground defence playmaker



Bayer Leverkusen (GER)	
Contract	06/2028
Transfer value	€32.2M

	To team		To league		To position	
	Ratio	Percentile	Ratio	Percentile	Ratio	Percentile
Air defence	0.84	60	0.60	50	0.66	36
Ground defence	1.05	52	0.86	34	0.68	5
Recovery	1.31	72	1.15	66	1.02	52
Distribution	2.09	98	2.22	99	2.24	99
Take on	0.54	33	0.72	43	1.35	79
Chance creation	1.30	73	2.09	93	3.55	99
Shooting	0.75	47	1.03	58	1.77	93
Air attack	1.12	72	0.67	48	0.80	47

Experience (365 days)	90/100
Relative experience	x1.62
Minutes (league)	2'705
Minutes (365 days)	4'840



### Glossary report

Activity in eight game areas compared to teammates, league rivals and same position players in >70 leagues worldwide as a ratio & percentile. [Experience](#) over last 365 days according to club & national team (A & U21) official game minutes weighted by matches' sporting level; relative experience as a ratio compared to same age and position players. Transfer value as per CIES Football Observatory [statistical model](#). All technical performance data powered by [Wyscout](#).

# Granit Xhaka

	Value	To team		To league		To position	
		Ratio	Percentile	Ratio	Percentile	Ratio	Percentile
<span style="color: red;">●</span> Aerial duels won per 90'	0.53	0.84	60	0.59	50	0.87	56
<span style="color: red;">●</span> % aerial duels won	53.3%	1.03	56	1.06	63	1.18	82
<span style="color: orange;">●</span> Ground duels won per 90'	2.50	0.76	27	0.68	21	0.58	3
<span style="color: orange;">●</span> % ground duels won	59.5%	0.92	30	0.97	43	1.01	52
<span style="color: orange;">●</span> Loose ball duels won per 90'	1.23	0.94	48	0.93	47	0.99	53
<span style="color: orange;">●</span> % loose ball duels won	54.4%	1.17	67	1.33	83	1.31	93
<span style="color: orange;">●</span> Dribble past won per 90'	0.73	0.92	47	0.72	35	0.64	14
<span style="color: orange;">●</span> % dribble past duels won	53.7%	1.06	60	1.14	74	1.19	83
<span style="color: yellow;">●</span> Recoveries per 90'	10.05	1.28	69	1.20	66	1.18	79
<span style="color: yellow;">●</span> Interceptions per 90'	4.72	1.38	78	1.12	61	1.16	74
<span style="color: yellow;">●</span> Pressing duel per 90'	2.03	0.50	35	0.58	38	0.69	25
<span style="color: yellow;">●</span> Recoveries opp. half per 90'	4.99	1.60	88	1.78	93	1.33	87
<span style="color: yellow;">●</span> Counter press. recovery per 90'	6.16	1.74	94	1.52	89	1.23	79
<span style="color: yellow;">●</span> Accurate passes per 90'	95.9	1.76	98	2.65	99	2.75	99
<span style="color: yellow;">●</span> % accurate passes	93.0%	1.04	70	1.11	95	1.12	99
<span style="color: yellow;">●</span> Acc. passes to final third per 90'	14.61	2.95	99	4.12	99	3.27	99
<span style="color: yellow;">●</span> Passes length	16.24	n/a	n/a	0.89	28	0.89	7
<span style="color: yellow;">●</span> % forward passes	28.2%	0.98	56	0.88	42	0.90	24
<span style="color: yellow;">●</span> % lateral passes	56.3%	1.04	61	1.08	75	1.09	86
<span style="color: yellow;">●</span> % backward passes	15.5%	0.90	33	0.97	37	0.91	35
<span style="color: yellow;">●</span> Acc. progressive passes per 90'	9.58	1.67	89	1.99	97	2.06	98
<span style="color: yellow;">●</span> % accurate progr. passes	87.0%	1.10	79	1.21	96	1.19	97
<span style="color: yellow;">●</span> Accurate through/smart passes per 90'	1.36	2.37	87	4.01	97	3.51	98
<span style="color: yellow;">●</span> % acc. through /smart passes	50.6%	1.31	75	1.39	83	1.39	85
<span style="color: lightgreen;">●</span> Successful dribbles per 90'	0.47	0.34	26	0.40	29	0.43	18
<span style="color: lightgreen;">●</span> % successful dribbles	56.0%	1.10	66	1.05	58	1.03	56
<span style="color: lightgreen;">●</span> Accelerations per 90'	0.23	0.29	30	0.45	38	0.59	39
<span style="color: lightgreen;">●</span> Progressive runs per 90'	2.16	0.98	57	1.43	76	1.90	93
<span style="color: lightgreen;">●</span> Accurate key passes per 90'	0.27	0.46	36	0.73	47	0.98	58
<span style="color: lightgreen;">●</span> Assists per 90'	0.00	0.00	0	0.00	0	0.00	0
<span style="color: lightgreen;">●</span> Expected assists per 90'	0.07	0.45	38	0.70	49	0.81	51
<span style="color: lightgreen;">●</span> Second assists per 90'	0.20	2.66	85	4.14	93	4.36	97
<span style="color: lightgreen;">●</span> Third assists per 90'	0.07	1.33	78	2.19	84	2.34	82
<span style="color: lightgreen;">●</span> Goals per 90'	0.10	0.38	50	0.64	57	1.00	63
<span style="color: lightgreen;">●</span> Non-penalty goals per 90'	0.10	0.42	51	0.70	58	1.12	66
<span style="color: lightgreen;">●</span> Shots per 90'	1.30	0.75	47	1.02	58	1.11	66
<span style="color: lightgreen;">●</span> % shots on target	28.2%	0.69	19	0.77	25	0.90	40
<span style="color: lightgreen;">●</span> Conversion rate	7.7%	0.55	29	0.68	35	1.01	56
<span style="color: lightgreen;">●</span> Gap in expected goals per 90'	+0.05	n/a	n/a	n/a	n/a	n/a	n/a

- Aerial duels
- Ground duels
- Recoveries/pressing
- Passes
- Take on
- Assistance
- Finishing